



SOUTH LA ALL IN:

DATA WALK



powered by



SOUTH LA ALL IN:

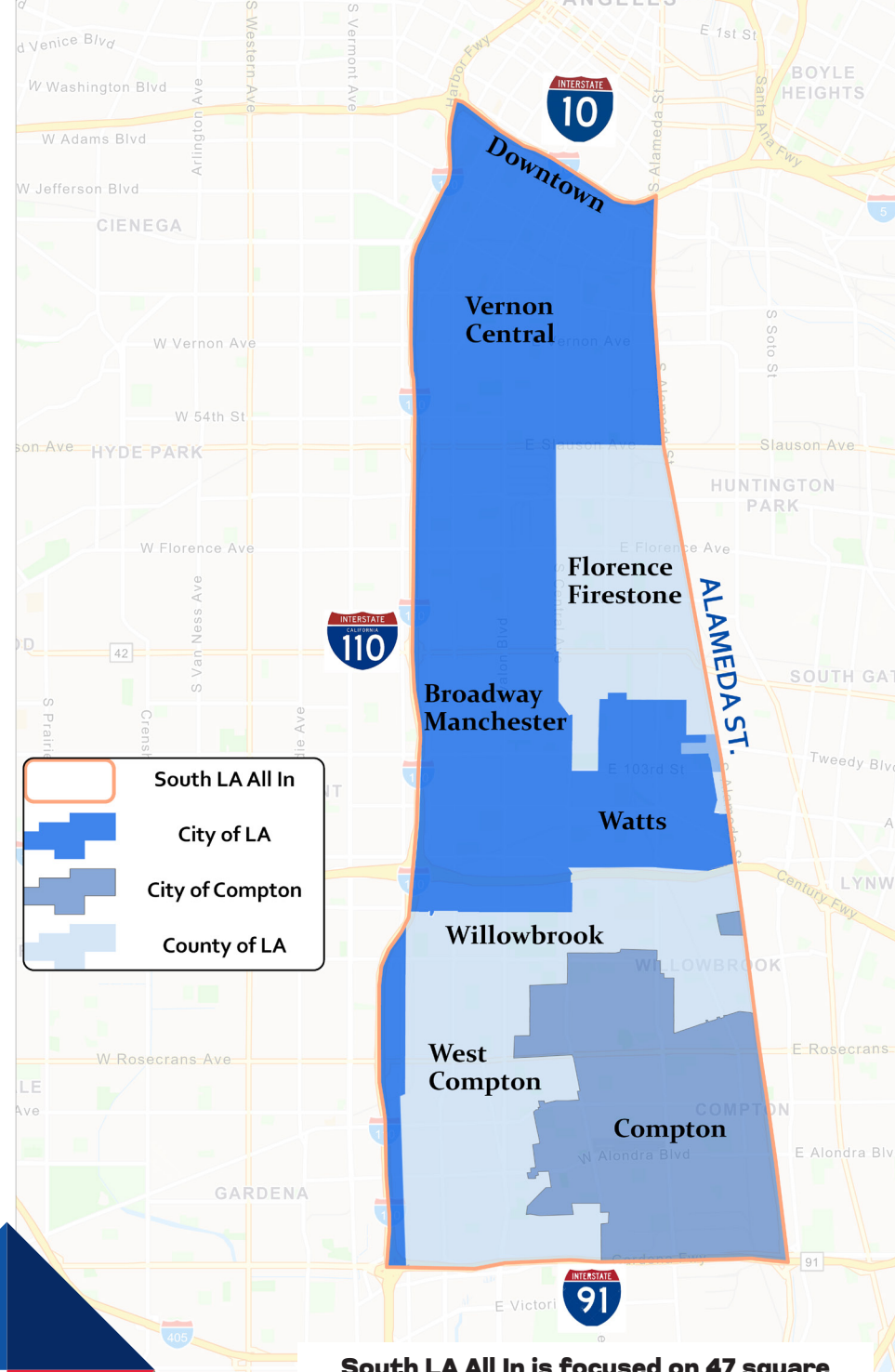
A VISION FOR EQUITABLE COMMUNITY DEVELOPMENT

South Los Angeles, a vibrant mosaic of cultures and histories, stands at the crossroads of transformation. While the area boasts a rich tapestry of history and resilience, longstanding racial and socio-economic disparities necessitate a call for renewed investment and focus.

Launched in 2023 as a coalition-driven, anti-poverty initiative, South LA All In (SLAAI) aims to address these disparities head-on. Anchored by the Coalition for Responsible Community Development (CRCD) in collaboration with a diverse cross-sector of public, private and community partners, SLAAI's mission is twofold:

- Ensure a just and equitable recovery from the COVID-19 pandemic, recognizing South LA's unique vulnerabilities and the disproportionate impact of the crisis.
- Empower residents and local businesses to benefit from the influx of investment and development destined for Los Angeles as we prepare to host the 2028 Olympics.

Together, we can ensure that South LA is truly "All In."

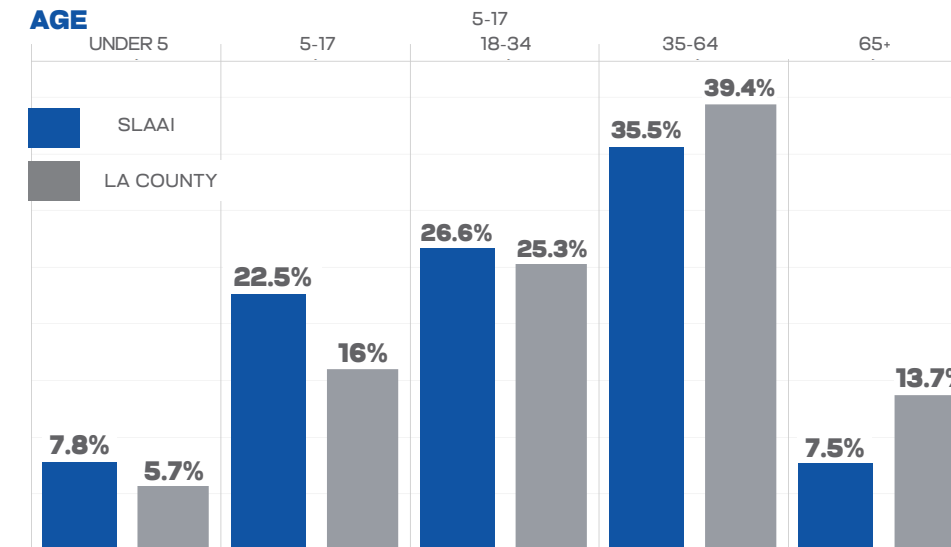


South LA All In is focused on 47 square miles of historically dis-invested communities East of the 110-freeway from Vernon-Central to Compton



TOTAL POPULATION

470, 282



16.3% of Residents are Black, more than twice that of LA County

Over **81%** are Latino/a (LA County: 48.7%)

Over **37%** of Residents are foreign-born and over two-thirds of those are not US Citizens

Over **75%** speak a language other than English at home

Residents are disproportionately younger than LA County with **57%** under age 35

SOUTH LA AT A GLANCE

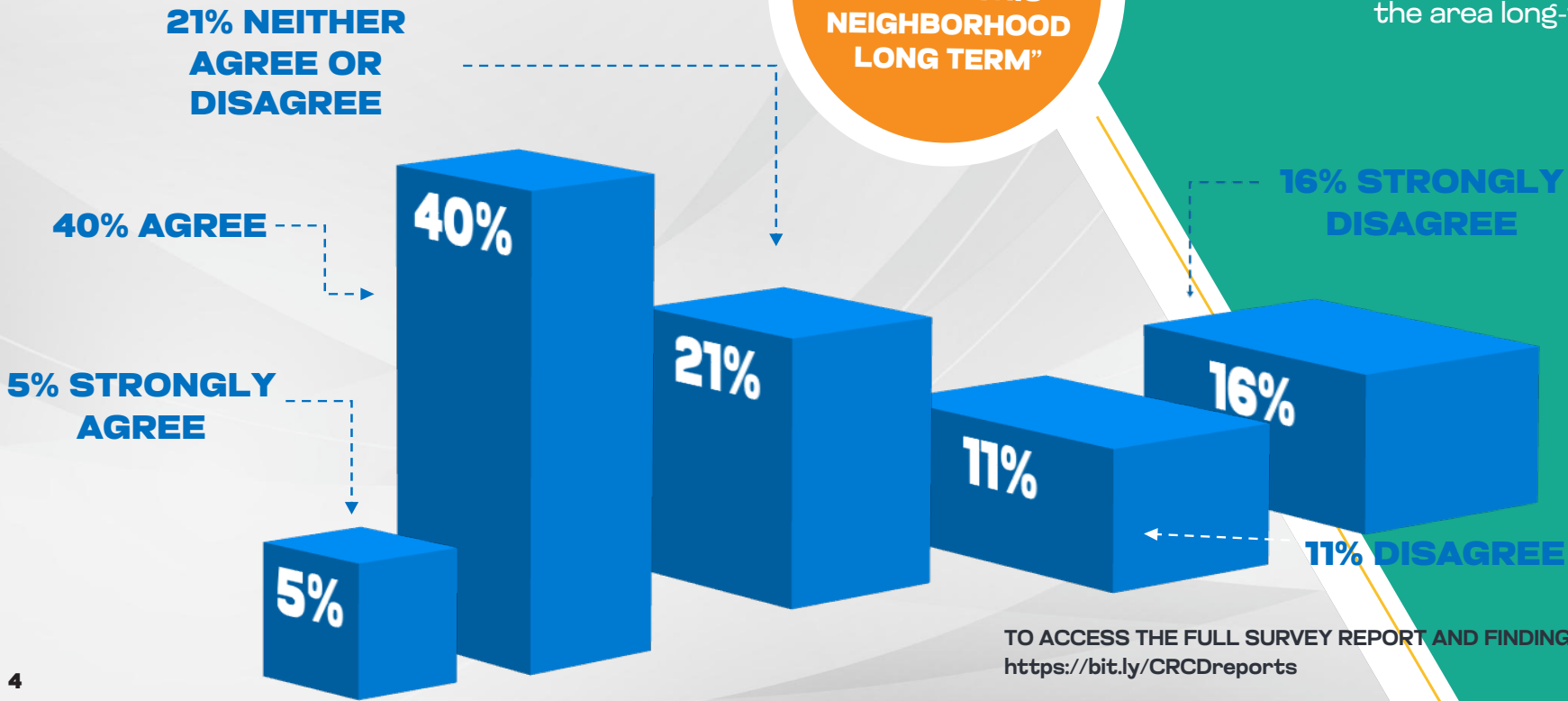
COMMUNITY SURVEY

South LA All In is rooted in community, ensuring that the resident voice leads the charge for change.

The South LA All In 2022 community survey was designed and implemented by the Coalition for Responsible Community Development and USC's Neighborhood Data for Social Change to capture the experience and priorities of South LA residents and business owners.

The survey collected over 500 responses from South LA residents and small business owners representative of the South LA All In area population and highlighted themes of insecurity across housing, employment, and access to capital.

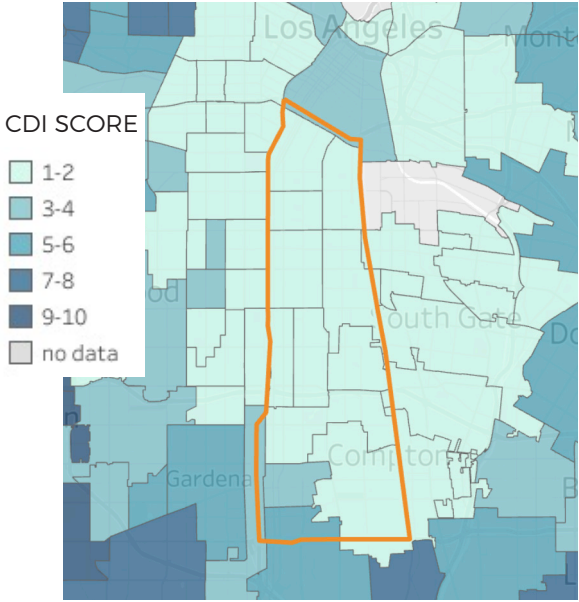
KEY FINDINGS FROM THE COMMUNITY SURVEY WILL BE HIGHLIGHTED THROUGHOUT THIS REPORT.



Community Survey + Community Development Index

In collaboration with USC's Neighborhood Data for Social Change, CRCD collected resident input through a 2022 community survey and developed a new Community Development Index to identify neighborhoods most in need of investment across the South LA All In priority areas.

Despite the precarity echoed by many South LA residents, the majority of respondents feel rooted in the community and plan to stay in the area long-term.



The South LA All In area scores a 1 (out of 10) on the Community Development Index, five times lower than the LA County average

COMMUNITY DEVELOPMENT INDEX

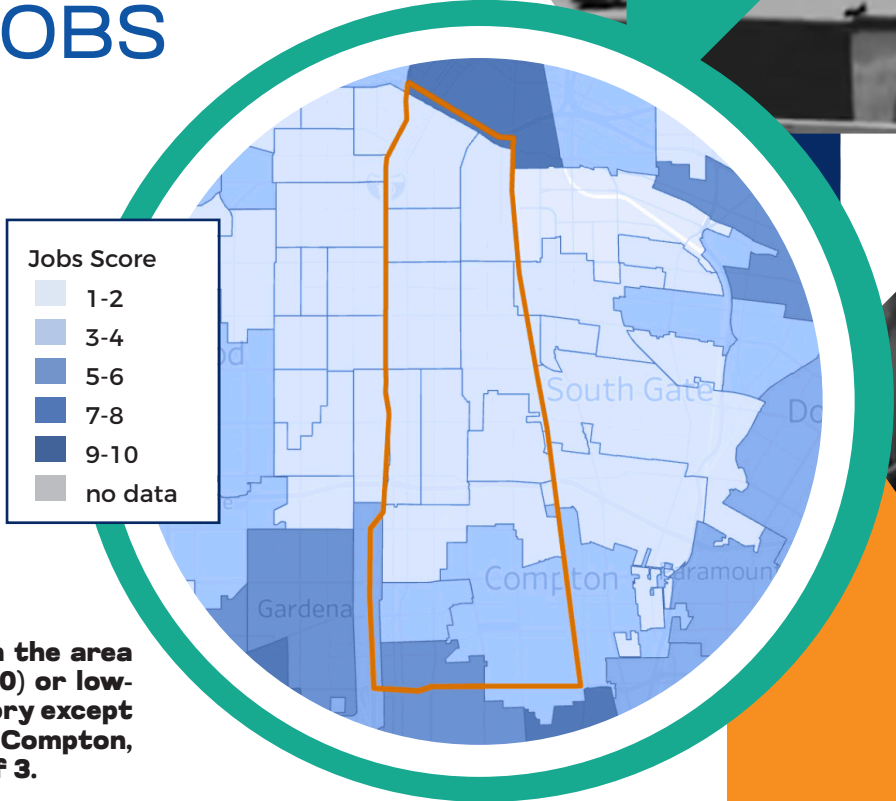
TO ACCESS THE FULL SURVEY REPORT AND FINDINGS, PLEASE VISIT: https://bit.ly/SLAAI_Index

Three metrics were selected for each South LA All In key priority area to create the Community Development Index:

1	HOUSING STABILITY & AFFORDABILITY:	3	GOOD JOBS:
01	Rate of Homelessness	01	Unemployment Rate
02	Overcrowding	02	Jobs per Worker
03	Severe Rent Burden	03	Median Earnings per Worker
2	ACCESS TO CAPITAL:	4	EDUCATION:
01	Mortgage Approval Rate	01	Postsecondary Graduation
02	Average Small Business Loan Amount	02	Opportunity Youth
03	Homeownership	03	College Enrollment

These metrics were combined to create a score ranging from 1-10 rating the level of community development in each neighborhood in LA County.

KEY PRIORITY: GOOD JOBS



All neighborhoods in the area scored a 2 (out of 10) or lower in the jobs category except Compton and West Compton, which had a score of 3.

	SLAAI	LA COUNTY
JOBS PER WORKER	50 jobs per 100 people in the labor force	73 jobs per 100 people in the labor force
	Source: 2018 Longitudinal Employer-Household Dynamics	
MEDIAN EARNINGS PER WORKER	\$25,000	\$40,600
	Source: 2020 American Community Survey 5-Year Estimates	
UNEMPLOYMENT RATE	9.6% of people in the labor force are unemployed	7.0% of people in the labor force are unemployed
	Source: 2021 American Community Survey 5-Year Estimates	

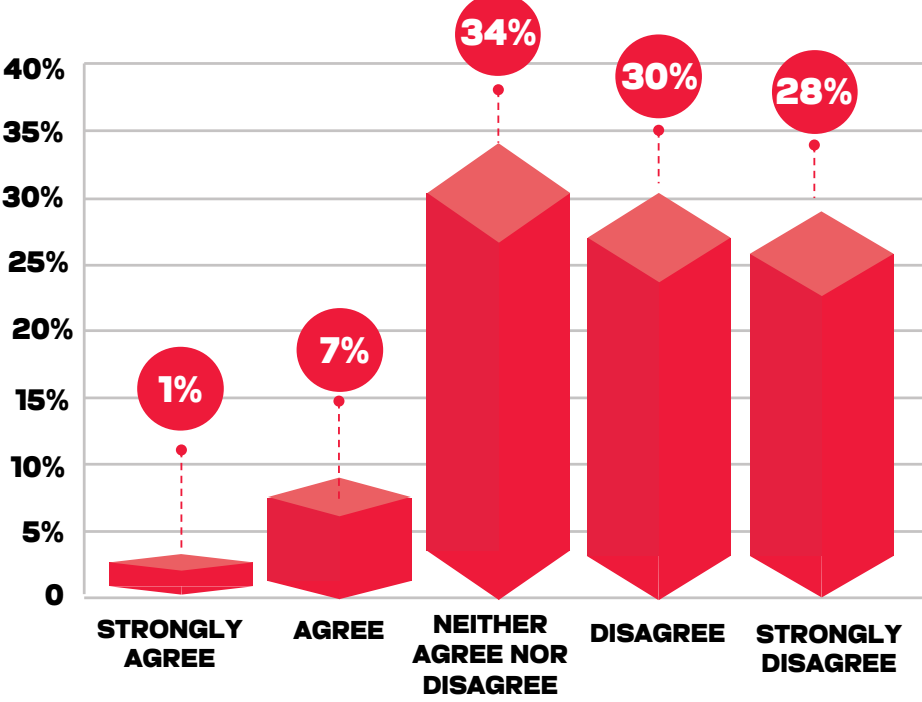
COMMUNITY VOICE: GOOD JOBS

MEDIAN HOUSEHOLD INCOME

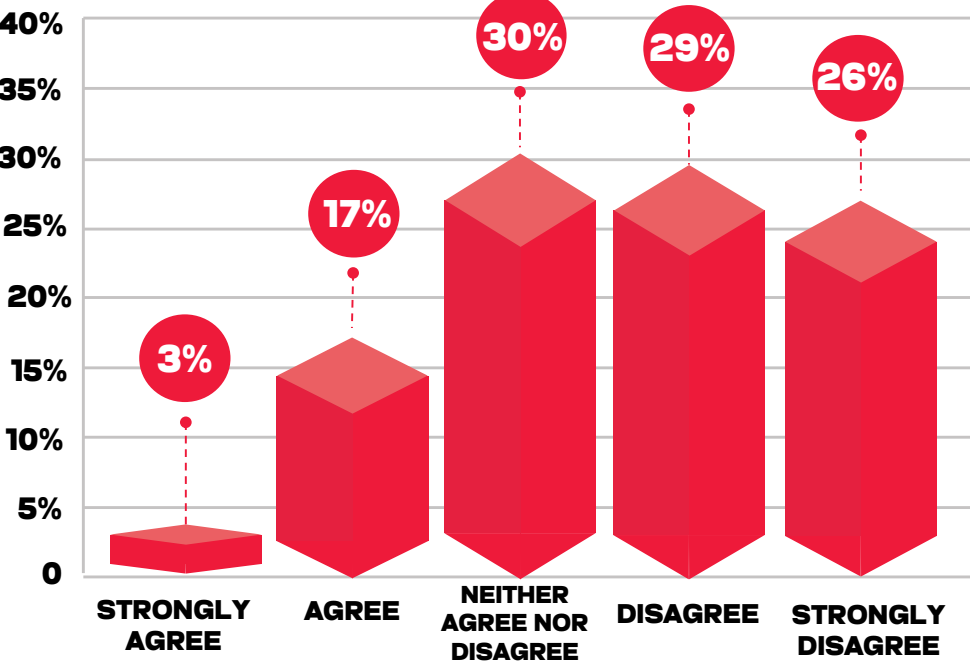
50,981

THE MEDIAN INCOME IS \$76,387 IN LA COUNTY WHICH IS 50% HIGHER THAN SLA INCOME

All Respondents: "My job pays me enough to be able to afford the things I need for myself and the members of my household."



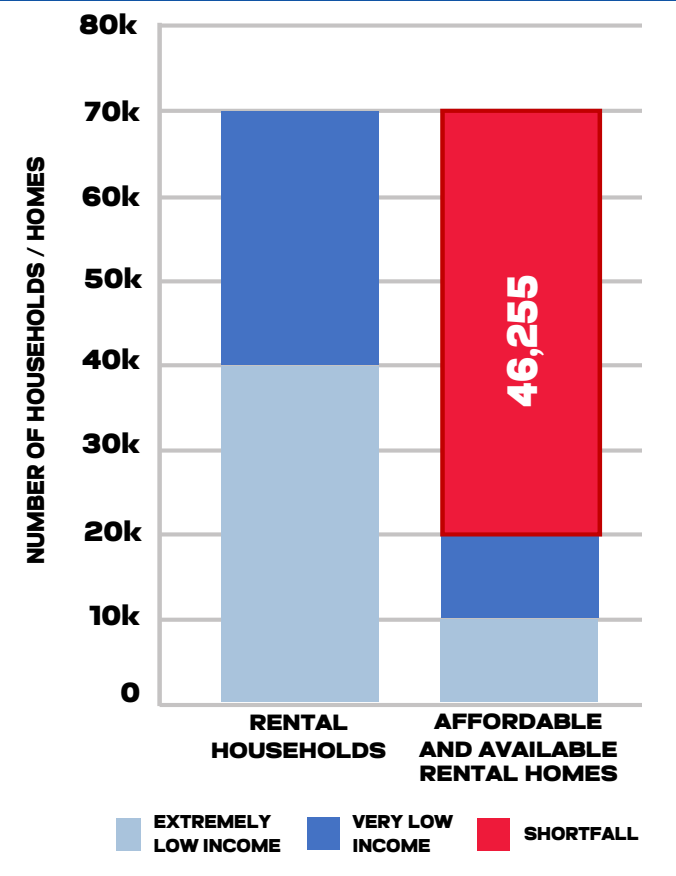
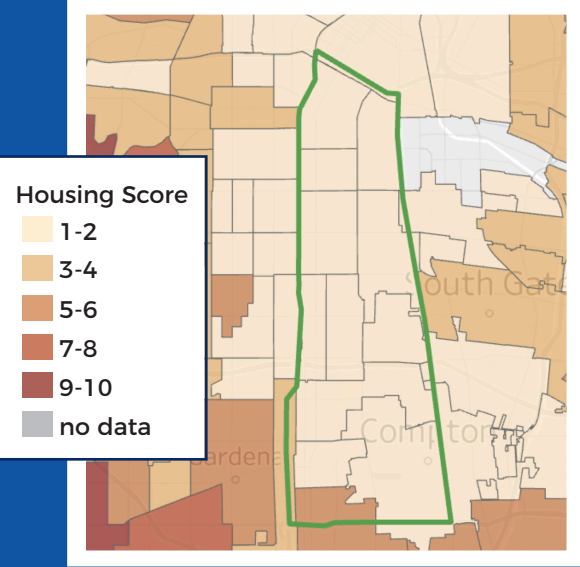
All Respondents: "I currently have or I feel confident that I could get a well paying job in the near future."



KEY PRIORITY: HOUSING STABILITY & AFFORDABILITY

	SLAAI	LA COUNTY
RATE OF HOMELESSNESS	162 unhoused residents per 10,000 housed people	61 unhoused residents per 10,000 housed people
	Source: 2022 Greater Los Angeles Homeless Count	
OVERCROWDING	26% of households have more than one person per one room of their housing unit	11% of households have more than one person per one room of their housing unit
	Source: 2021 American Community Survey 5-Year Estimates	
SEVERE RENT BURDEN	34% of renters are paying more than half of their income on rent and utilities	29% of renters are paying more than half of their income on rent and utilities
	Source: 2021 American Community Survey 5-Year Estimates	

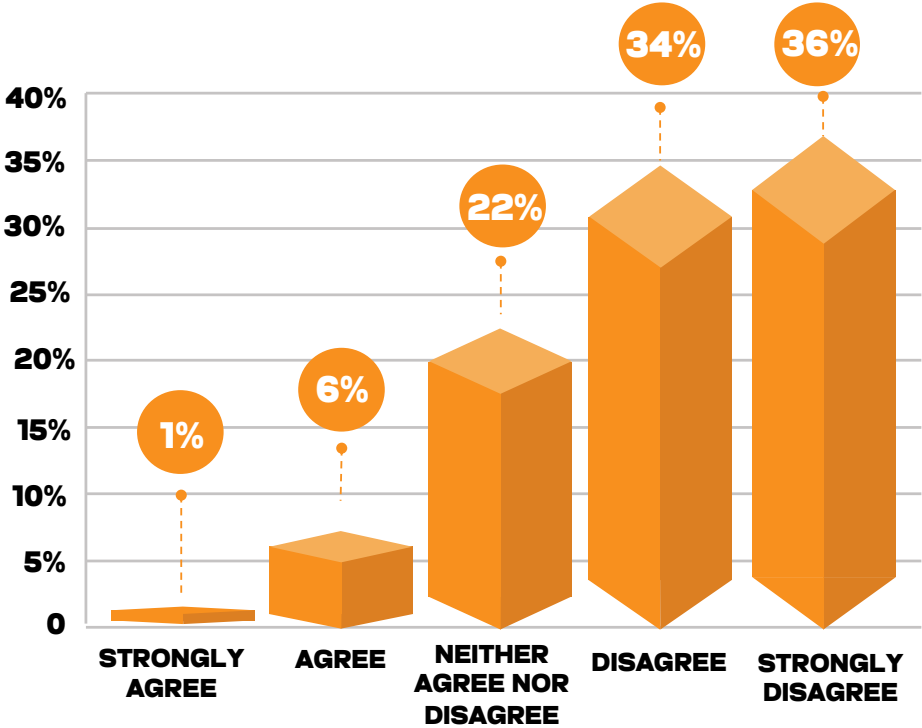
Every SLAAI neighborhood scored a 1 (out of 10) in the housing category except Compton & Watts, which had a score of 2.



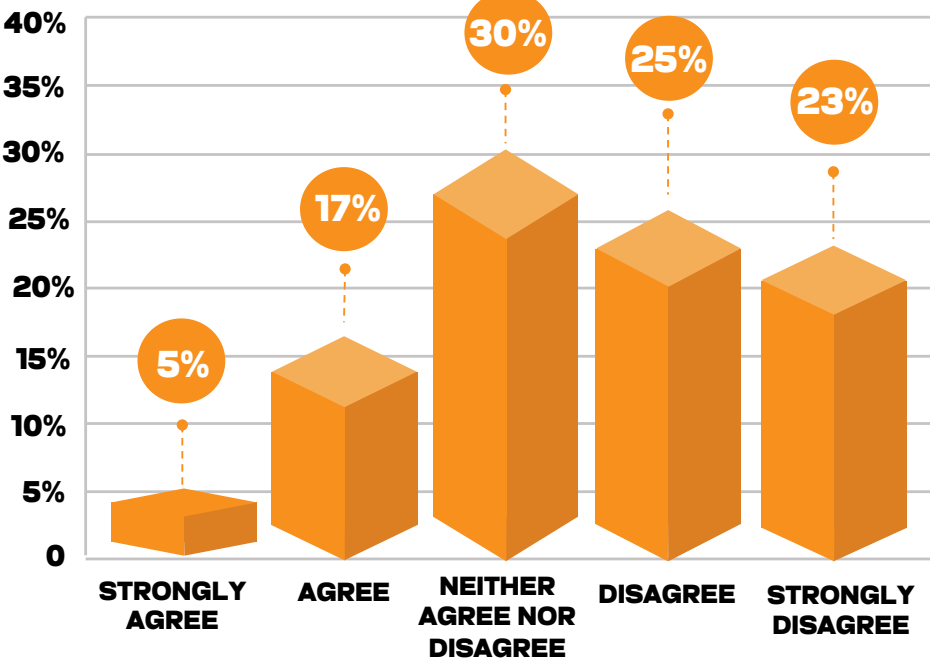
SLAAI REGION AFFORDABLE HOMES SHORTFALL

COMMUNITY VOICE: HOUSING STABILITY & AFFORDABILITY

Renter Respondents: "After I pay rent, I have money left over to pay for my basic needs."



Renter Respondents: "I have been close to losing housing within the last two years."

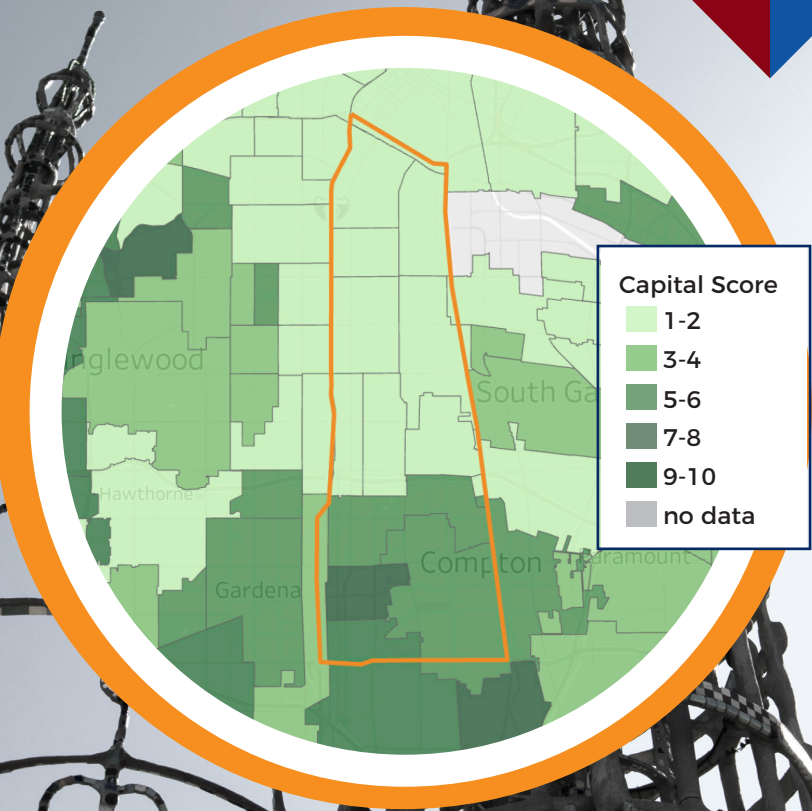


KEY PRIORITY: ACCESS TO CAPITAL

MORTGAGE APPROVAL RATE	32 loans approved per 10,000 residents	67 loans approved per 10,000 residents
	Source: 2020 Home Mortgage Disclosure Act	
AVERAGE SMALL BUSINESS LOAN AMOUNT	\$8,000 per small business employee	\$8,400 per small business employee
	Source: 2016-2020 Community Reinvestment Act (CRA) Loans, 2020 Small Business Administration (SBA) Paycheck Protection Program (PPP) Loans, 2016-2020 SBA 504 loans, 2016- 2020 SBA 7a Loans, 2018 Longitudinal Employer Household Dynamics	
HOMEOWNERSHIP	39% of households own the home they live in	46% of households own the home they live in
	Source: 2020 American Community Survey 5-Year Estimates	

TOTAL ACTIVE NONPROFITS IN SOUTH LA: 176

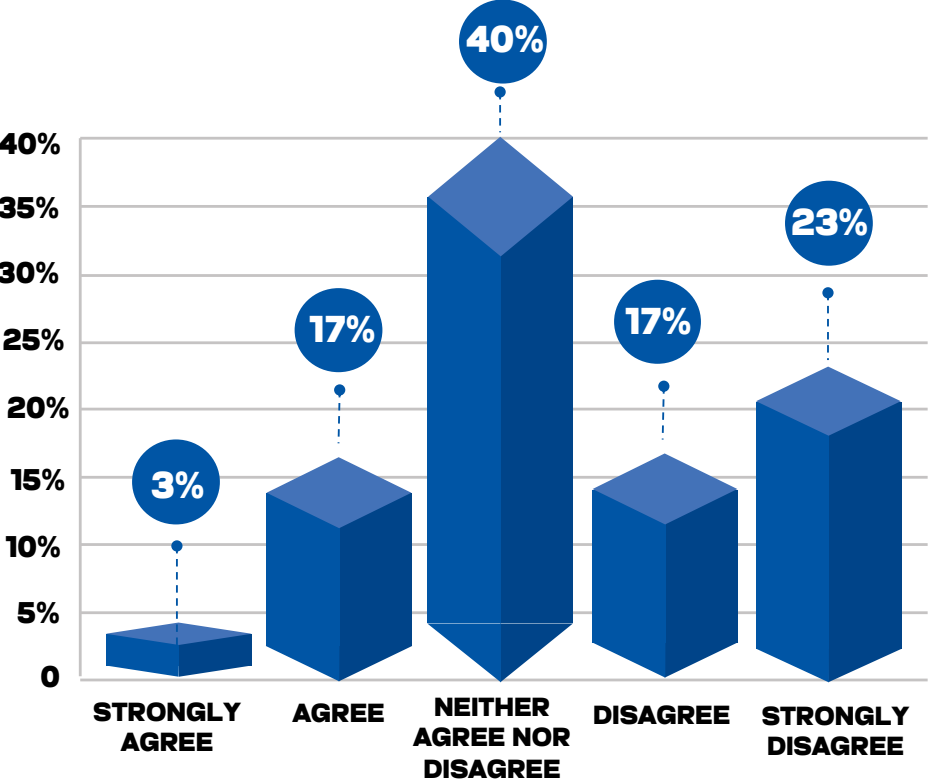
Nonprofits by size:		
Revenue: \$0	61	35%
\$1 - \$99,000	56	32%
\$100,000 - \$499,999	14	8%
\$500,000 - \$999,999	24	14%
\$1,000,000 - \$4,999,999	5	3%
\$5,000,000+	16	9%



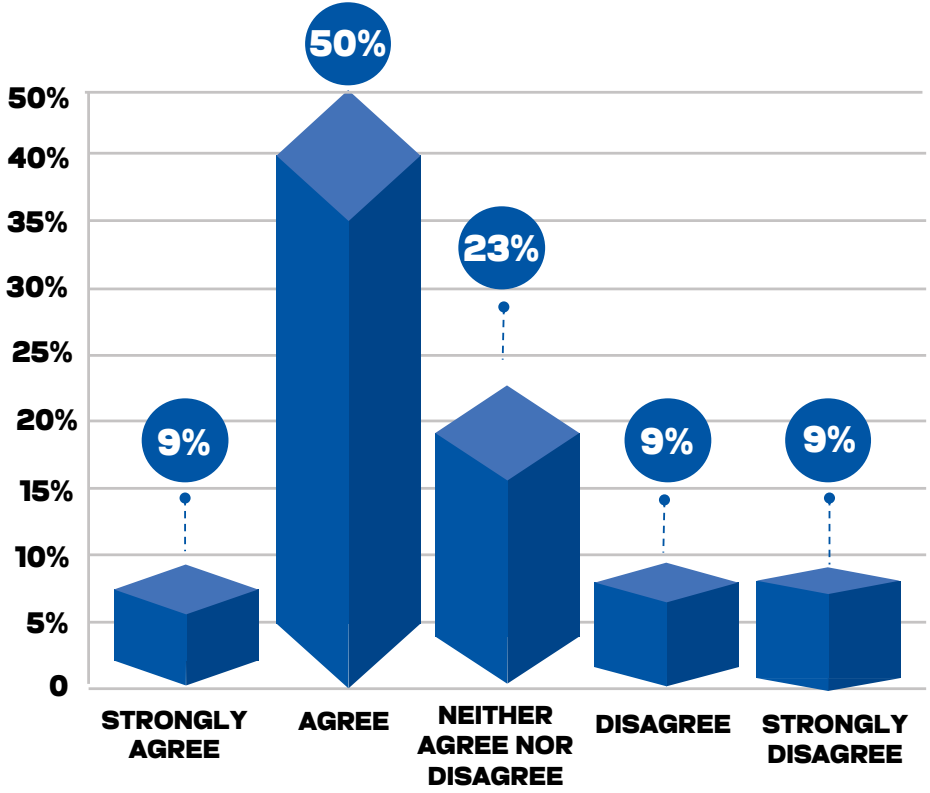
Of all the four focus areas, Access to Capital scores varied across SLAAI neighborhoods the most, ranging from 1 to 9 (out of 10).

COMMUNITY VOICE: ACCESS TO CAPITAL

All Respondents: "I feel like the ongoing development around South Los Angeles, including development leading to the 2028 Olympics, will benefit me and members of my community."



Small Business Owner Respondents: "I feel like the ongoing development around South LA, including development leading to the 2028 Olympics, will benefit my small business."



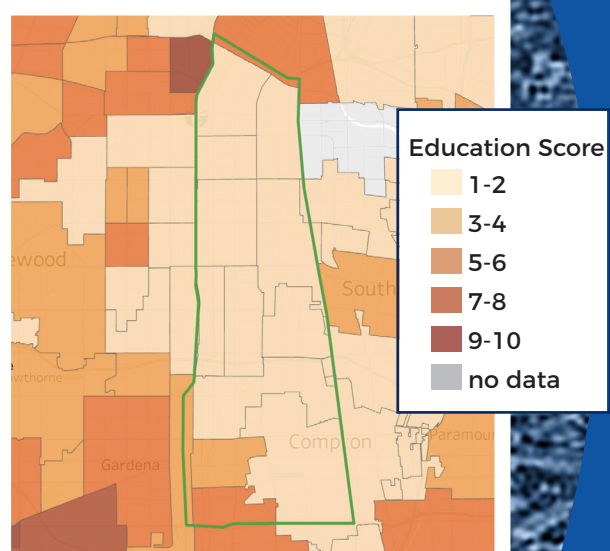
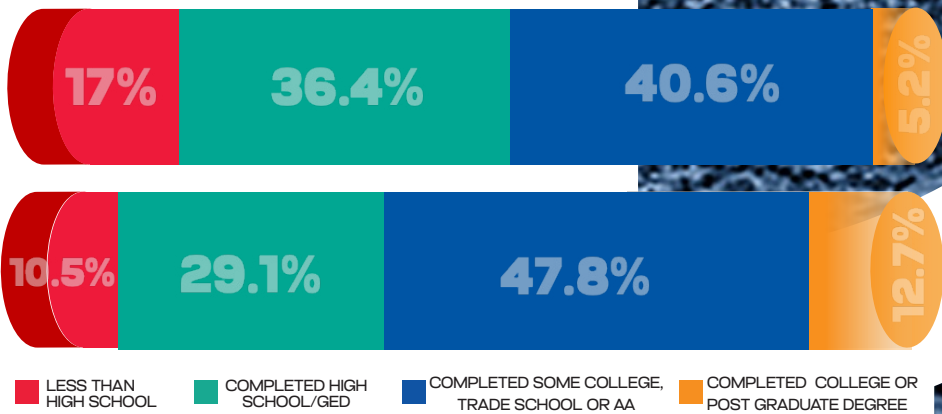
KEY PRIORITY: EDUCATION

	SLAAI	LA COUNTY
POSTSECONDARY GRADUATION	12% of adults have an associate degree or higher level of education	41% of adults have an associate degree or higher level of education
	Source: 2020 American Community Survey 5-Year Estimates	
COLLEGE ENROLLMENT	37% of young adults are enrolled in public or private college	50% of young adults are enrolled in public or private college
	Source: 2020 American Community Survey 5-Year Estimates	
OPPORTUNITY YOUTH	16% of youth (ages 16-24) are neither working nor in school	11% of youth (ages 16-24) are neither working nor in school
	Source: 2020 American Community Survey 5-Year Estimates	

EDUCATION ATTAINMENT

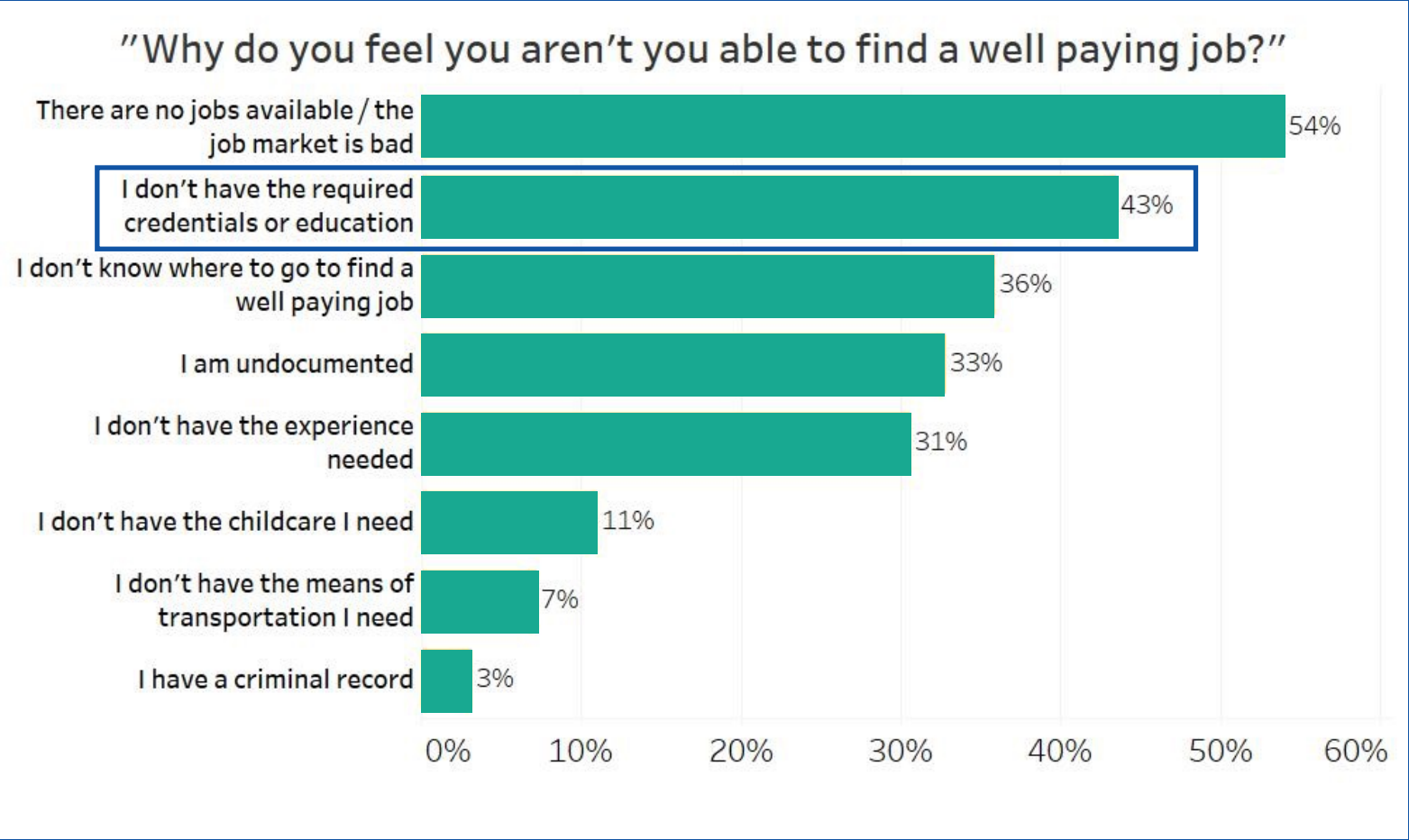


LA COUNTY



Every SLAAI neighborhood scored 1 (out of 10) except West Compton, which scored a 3

COMMUNITY VOICE: EDUCATION



HOUSING STABILITY & AFFORDABILITY

Increase access to locally available affordable housing options while reducing homelessness

GOOD JOBS

Increase access to good jobs with family-sustaining wages

ACCESS TO CAPITAL

Increase small business access to non-predatory capital and public contracts

EDUCATION

Increase educational attainment in industry sectors leading to family sustaining wages

SOCIAL INFRASTRUCTURE

Increase investment in social-service infrastructure to support regional recovery and growth



KEY RECOMMENDATIONS

JOIN US:

CONTACT
SLAAI@COALITIONRCD.ORG
(323) 891-7475

RESEARCH ACKNOWLEDGEMENTS

*CRCD would like to thank the following for their contributions
to this research:*

USC Neighborhood Data for
Social Change

Elyce Martinez

Kenta Estrada-Darley

Heddy Nam

Robert Chala

Jongmi Kagabo

Cameron Yap

Kyle Hubbard

powered by



About the Coalition for Responsible Community Development (CRCD) Founded in 2005 by a group of community leaders, the mission of Coalition for Responsible Community Development (CRCD) is to better sustain, coordinate, and improve local planning, development, and community services that address the needs of low-income and working-class residents and small businesses in South Los Angeles. CRCD is a neighborhood-based, community development 501(c)3 corporation with a long-term commitment to improve the quality of life in South Los Angeles. CRCD supports South LA residents and small businesses with jobs, education, training, affordable housing, access to capital and comprehensive supports in order to grow and thrive. Since its founding in 2005, CRCD has partnered in a combined investment of \$160 million in South LA housing and real estate, including 464 units of permanent supportive and affordable housing with an additional \$665 million in development. CRCD properties include community space for support services, youth, and adult workforce development programs, reentry services, a homeless youth drop-in center, and a commercial space for social enterprise. CRCD has connected more than 4,000 young people with diplomas, jobs, and housing. Learn more at www.coalitionrcd.org.